

Specifications

Cel-Fi SOLO					
Model Number	#H41-9B-001 / #H41-9B-008				
Band Support	1	3	7	8	20
Uplink Frequency	1920 - 1980 MHz	1710 - 1785 MHz	2500 - 2570 MHz	880 - 915 MHz	832 - 862 MHz
Uplink Power	22dBm	22dBm	22dBm	22dBm	22dBm
Downlink Frequency	2110 - 2170 MHz	1805 - 1880 MHz	2620 - 2690 MHz	925 - 960 MHz	791 - 821 MHz
Downlink Power	20dBm	20dBm	20dBm	20dBm	20dBm
Signal Bandwidth	20 MHz x2 Carriers	20 MHz	20 MHz	15 MHz	20 MHz

Band Variations

1, 3, 7, 8, 20
1, 3, 5, 8, 28L
(Band 1 - 2 carriers)

Band	Downlink	Uplink	Bandwidth
1	2110-2170 MHz	1920-1980 MHz	Up to 20 MHz per carrier, 2 carriers
3	1805-1880 MHz	1710-1785 MHz	Up to 20 MHz per carrier, 1 carrier
5	869-894 MHz	824-849 MHz	Up to 20 MHz per carrier, 1 carrier
7	2620-2690 MHz	2500-2570 MHz	Up to 20 MHz per carrier, 1 carrier
8	925-960 MHz	880-915 MHz	Up to 15 MHz per carrier, 1 carrier
20	791-821 MHz	832-862 MHz	Up to 20 MHz per carrier, 1 carrier
28L	758-788 MHz	703-733 MHz	Up to 20 MHz per carrier, 1 carrier

Environmental

Operating Temperature: 0 - 40 °C
Relative Humidity Non-condensing: 0 - 95
RoHS (EU and China): Yes
CE: Yes
IP Rating: 20

Mechanical

LxWxH (mm): 80 x 158 x 163
Weight: 1.877 kg
Cooling: Convection
IP Rating: 20

Radio Performance

Noise Figure: 7dB
Return Loss: -8dB

Antenna Ports


Frequency: 698 - 2700 MHz
Impedance: 50 Ohms
Connector: SMA Female
Port-to-Port: 110db

System Management (software)

Supports Cel-Fi WAVE cloud portal
Cel-Fi WAVE Portal capability:

- Status (list and map)
- Commissioning
- Diagnostics
- Software Updates
- Settings
- Reporting
- Alarms & Notifications

(Certifications are regional; not all products need or have the same certifications.
Please check the specific model number to determine exactly which certifications it has.)



brochure-solo_eng_20-0504



CEL-FI™
SOLO

Smart
Signal
Booster

CEL-FI SOLO

Smart Signal Booster™



The Cel-Fi SOLO Smart Signal Booster is designed to solve cellular coverage problems for voice and data. Cel-Fi SOLO is an easy to install solution, that is based on the IntelliBoost® chipset. The award-winning architecture is known for being best in performance and unconditionally network safe. The Nextivity commitment is to protect the operator's network, deliver the best cellular performance, and be the easiest solution to install.

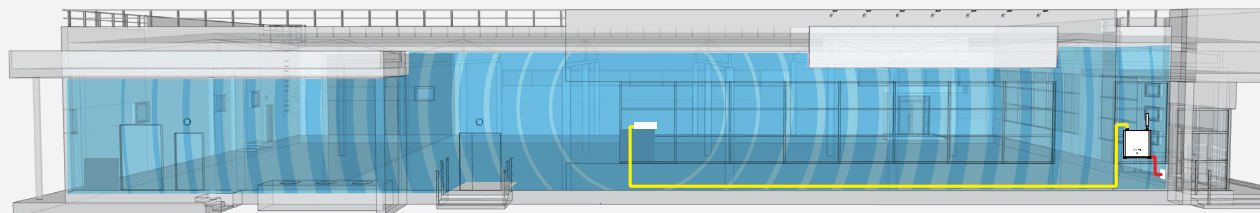
- Maximum Gain:** Industry Leading 3G/4G/LTE Voice and Data 100dB
- Best Performance:** Smart Signal Booster with IntelliBoost® Chipset Smart Technology
- Cellular Coverage:** Scalable Solution for up to 1500 m² per System
- Ease of Setup:** 15 Min Quick Install or Advanced Install with Additional Antennas
- Cel-Fi WAVE:** Setup and Management App
- Network Safe:** Carrier Approved



Solving Cellular Service Problems

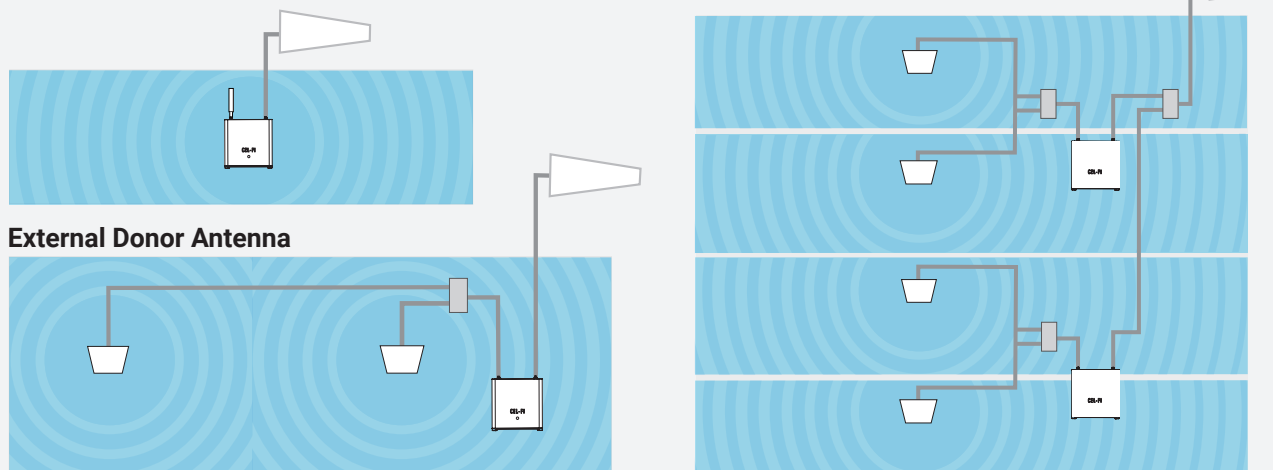
Cel-Fi SOLO improves 3G/4G/LTE cellular service by eliminating dead zones and dropped calls. With up to 100dB of gain, it is the most powerful carrier grade solution available. The Cel-Fi SOLO covers up to 1,500 square meters of indoor space per system. Configure with included donor and server antennas, or expand options with outdoor or multiple server antennas. This business and residential solution is ideal for use in commercial properties, government buildings, small manufacturing, warehouses, offices, retail outlets, rural areas, and large homes.

Quick Installation



Included Antennas

Advanced Installation



External Donor Antenna

Splitting Server Antenna

Multi-Unit

The Building Blocks

Cel-Fi WAVE Portal

- Data modeling and reporting
- Mobile applications
- Cel-Fi device and asset management
- Globally trusted carrier-grade security
- Users can access the Cel-Fi WAVE portal through the dashboard interface




Network Safe

Self-organizing edge intelligence ensures that Cel-Fi SOLO does not interfere with other indoor wireless products such as Wi-Fi routers, Small Cells, and Distributed Antenna Systems (DAS). High speed Automatic Gain Control ensures that Cel-Fi SOLO are unconditionally network safe, and enables more simultaneous calls and higher data speeds.

IntelliBoost® Chipset

The Nextivity IntelliBoost baseband processor is the first six-core processor designed specifically to optimize the indoor transmission and reception of 3G/4G/LTE wireless signals. With advanced filtering, equalization and echo-cancellation techniques, Nextivity has developed an architecture which delivers unprecedented in-building data rates and pervasive 3G/4G/LTE connectivity. The IntelliBoost processor ensures that Cel-Fi products never negatively impact the macro network while providing maximum coverage.

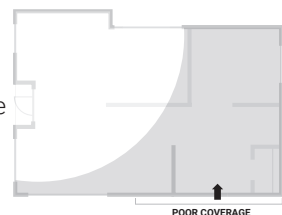


5 STEP SETUP FOR INSTALLATION

Step 1

Define Coverage Problem

Determine where coverage is needed. This is where the server patch antenna should be placed.



Step 2

Placement

Place the main unit as far away from the server patch antenna as the cable will allow, close to a window where there is coverage.

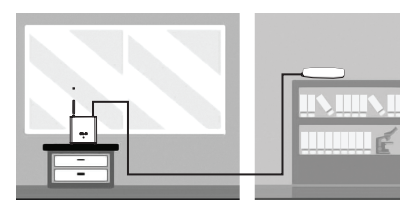


Step 3

Attach Server & Donor Antennas

Attach the whip antenna as the donor and the patch antenna as the server, or use antennas of your choosing.

Keep donor and server antenna separated/isolated from each other for best performance.




Must mount the server antenna horizontally.

Step 4

Plug In Cel-Fi SOLO

Plug-in the unit to power. The LED on the front will blink during setup.



Step 5

Use Cel-Fi WAVE App

The Cel-Fi WAVE app can be used to optimize the Cel-Fi SOLO's performance. The antenna locations can be adjusted or relocated and system performance quickly assessed via the Cel-Fi WAVE app.

